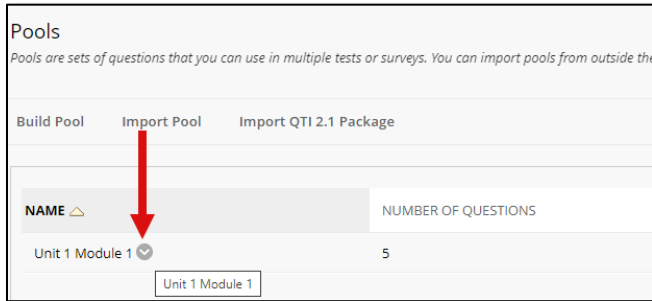


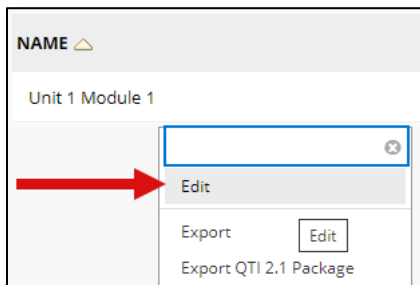
## Course Content – Tests – Editing Pools

Follow the instructions below to edit a test pool.

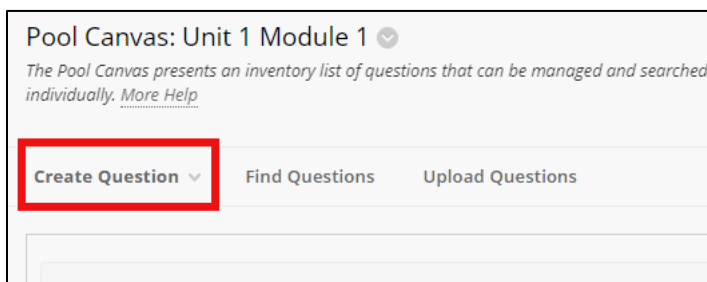
1. From within the course, navigate to the Pools area by selecting **Course Tools > Tests, Surveys, and Pools**.
2. Select **Pools**.
3. Locate the pool you would like to edit, then choose the **context menu** next to the name.



4. Select **Edit** from the drop-down menu.



5. From the *Pool Canvas*, select the **Create Question** button at the top to add additional questions to the pool.



6. When you're done adding questions, select **OK**.