


Welcome to the webinar,
Rubrics and Audio Feedback
We will begin the session shortly.

Audio has been disabled. Enter all questions in the Chat panel.



Open the Collaborate Panel for more settings.



Select the Chat bubble (first icon) to open the Chat panel.

NOTE: Chrome and Firefox are the recommended browsers for the best Collaborate experience.



Technical College

System of Georgia

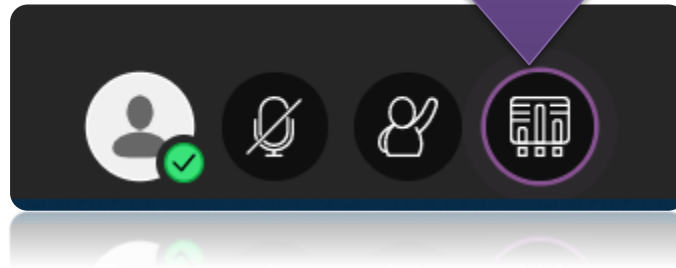
Rubrics and Audio Feedback

Sherry Heidkamp, LMS Administrator

April 1, 2020

Quick Poll

Click here to
answer the
poll question.



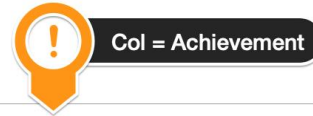


Technical College

System of Georgia

Rubrics

What are rubrics?



Grid View List View

	Novice	Competent/Proficient	Distinguished
Purpose and Focus	<input type="radio"/> Points: 15 (15%) Limited awareness of audience and/or purpose	<input type="radio"/> Points: 20 (20%) An attempt to establish and maintain purpose and communicate with the audience	<input type="radio"/> Points: 25 (25%) Establishes and maintains clear focus; evidence of distinctive voice and/or appropriate tone
Development of Ideas	<input type="radio"/> Points: 15 (15%) Minimal idea development, limited and/or unrelated details	<input type="radio"/> Points: 20 (20%) Unelaborated idea development; unelaborated and/or repetitious details TO depth of idea development supported by elaborated, relevant details	<input type="radio"/> Points: 25 (25%) Depth and complexity of ideas supported by rich, engaging and/or pertinent details; evidence analysis, reflection and insight
Organization	<input type="radio"/> Points: 15 (15%) Random or weak organization	<input type="radio"/> Points: 20 (20%) Logical organization	<input type="radio"/> Points: 25 (25%) Careful and/or suitable organization
Scientific Language	<input type="radio"/> Points: 15 (15%) Incorrect and/or ineffective language	<input type="radio"/> Points: 20 (20%) Acceptable, effective language	<input type="radio"/> Points: 25 (25%) Precise and/or rich language



Rubric Types

- **No Points**
 - Provide feedback only.
- **Points**
 - Each level of achievement has a single point value.
- **Point Range**
 - Each level of achievement has a range of values.
- **Percent**
 - Each item's possible points determines the percentage.
- **Percent Range**
 - Each level of achievement has a range of values. When you grade, you select the appropriate percentage level for a particular level of achievement. The system calculates the points earned by multiplying the weight x achievement percentage x item points.

Rubric Building Tidbits

- Each cell has a 1,000-character limit.
- You can reorder rows and columns.
- After you use a rubric for grading, you can't edit it. You can copy the rubric to create a duplicate rubric you can edit.
- Rubrics are exportable.

Rubric Associations

- Gradable Content
 - Assignments
 - Essay, Short Answer, and File Response test questions
 - Blogs and journals
 - Wikis
 - Discussion forums and threads
- Non-calculated Grade Center column

Show Rubric to Students Options

- No
 - Students can't view the rubric.
- Yes (With Rubric Scores)
 - Students can view the rubric when you make the item available, including possible point or percentage values.
- Yes (Without Rubric Scores)
 - Students can view the rubric when you make the item available, but they can't see the possible point or percentage values.
- After Grading
 - Students can view the rubric only after you've finished grading their submissions.

Student View: Assignment


Upload Assignment: Planet Paper

ASSIGNMENT INFORMATION

Points Possible

75

[View Rubric](#)



Write a 1500 word essay about a planet of your choice and how we have used that knowledge to grow our understanding of astronomy.

Please cite all sources and take a position by your understanding of astronomy. Return to the assignment page with the file "planet_last_name.doc"

This assignment is worth 100 points. Check the assignment page for more details.

You are allowed two attempts for submitting this assignment.

Rubric Detail

A rubric lists grading criteria that instructors use to evaluate student work. Your instructor linked a rubric to this assignment. Select **Grid View** or **List View** to change the rubric's layout.

Name: **Essay**

Description: **For use with the Essay assignment. Rates the student's argument.**

Grid View

[List View](#)

	Novice	Competent
State a position	15 (20%) (15 Points) Does not take a stand or provide context.	20 (26.67%) (20 Points) Makes a stand, but could be powerful.
Support hypothesis	15 (20%) (15 Points) Does not give arguments in support of the hypothesis	20 (26.67%) (20 Points) Fewer than three main arguments and incomplete examples in support of arguments.

Rubric Evaluation Report

- Rubric Overall Performance
 - Shows the average total score of all attempts scored with the rubric.
- Rubric Analysis
 - Shows average scores, compared against the possible points, for each criterion.
- Frequency Distribution
 - Shows the distribution of scores across each level of achievement.

Resources: Rubrics

- Blackboard
 - Video: Create Rubrics
 - <https://www.youtube.com/watch?v=VgKlkeo-t3Q&feature=youtu.be>
 - Video: Associating Rubrics
 - <https://www.youtube.com/watch?v=fii03ljWTzc&feature=youtu.be>
 - Video: Grading Using a Rubric
 - <https://www.youtube.com/watch?v=-9QOpo1b9co&feature=youtu.be>
 - Help Page
 - <https://help.blackboard.com/Learn/Instructor/Grade/Rubrics>
- TCSG Step-by-Step Handouts
 - Course Content – Rubrics – Creating
 - <https://gvtc.tcsg.edu/Portals/0/Documents/CourseContentRubricsCreating.pdf?ver=oB8PS7ykjDxIK-jkeMHLow%3d%3d>
 - Course Content –Rubrics –Copying Rubrics between Courses
 - <https://gvtc.tcsg.edu/Portals/0/Documents/CourseContentRubricsCopyingRubricsbetweenCourses.pdf?ver=rQlv6TuljMOz7WiPwyrGtA%3d%3d>



Technical College System of Georgia

Audio Feedback

(and video)

Audio and Video Feedback

- Record audio only or audio and video.
- Recordings can be up to 5 minutes in length.
- Pause or re-do recordings.
- Alternative text can be added to make the recording accessible.

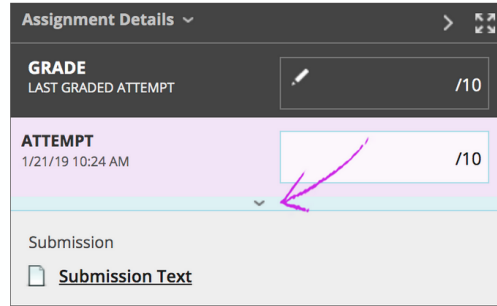
Accessing

Assignment Details

GRADE
LAST GRADED ATTEMPT /10

ATTEMPT
1/21/19 10:24 AM /10

Submission
 [Submission Text](#)



Assignment Details

GRADE
LAST GRADED ATTEMPT /10

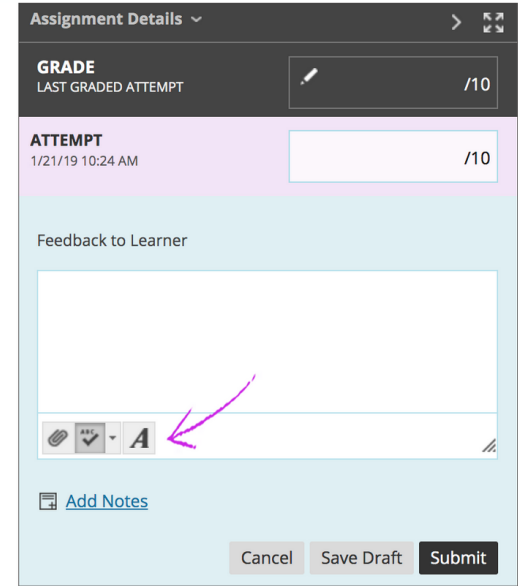
ATTEMPT
1/21/19 10:24 AM /10

Feedback to Learner

A

[Add Notes](#)

Cancel Save Draft **Submit**



Feedback to Learner

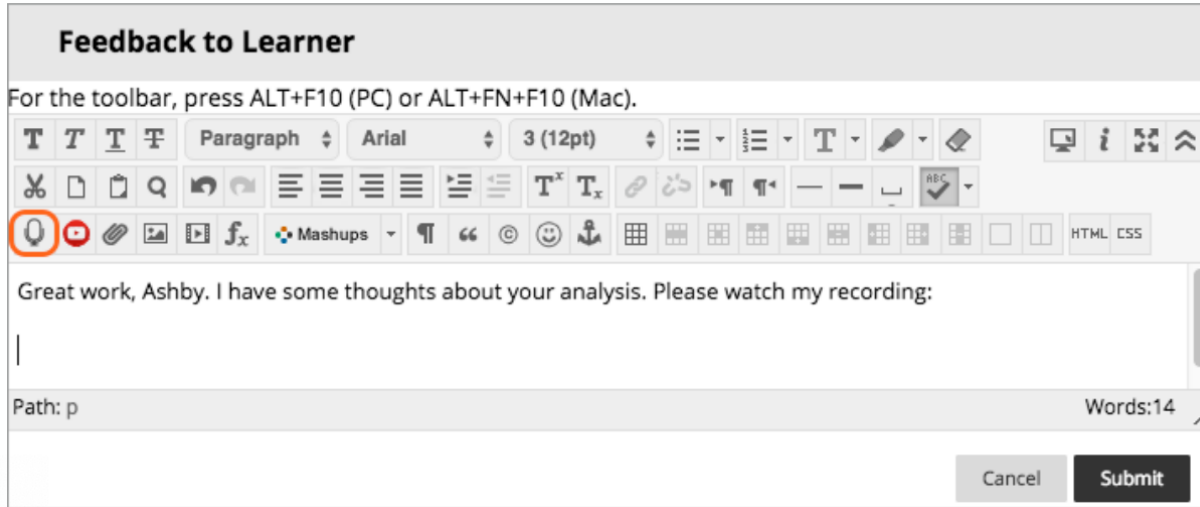
For the toolbar, press ALT+F10 (PC) or ALT+FN+F10 (Mac).

Paragraph Arial 3 (12pt)

Great work, Ashby. I have some thoughts about your analysis. Please watch my recording:

Path: p Words:14

Cancel **Submit**



Student View

- Accessible via item feedback or 'My Grades'.
- Stream to student devices, no download required.
- Works on modern browsers without special plugins.
- Cannot be downloaded and saved by the student.

The screenshot displays a 'Student View' interface for an assignment. At the top, it shows 'Assignment Details' with a dropdown arrow and navigation icons. Below this, a dark grey header displays 'GRADE' and 'LAST GRADED ATTEMPT' with a score of '115.00 /120.00'. A light purple section shows 'ATTEMPT' details for '04/10/16 18:16' with a score of '115.00 /120.00'. The 'Submission' section lists three files: 'budget_proposed Nurs646.xlsx', 'nursinginformatcs-diagram.png', and 'ProjectPlan.pptx', each with a download icon. The 'Comments' section features a 'Feedback to Learner' entry dated '24/04/18 10:27' with the text: 'Great work, Ashby. I have some thoughts about your analysis. Please watch my recording:'. Below the text is a video player icon and the title '"Essay feedback - Ashby Cooper"', which is highlighted by a red arrow.

Audio / Video Feedback Tidbits

- This feature isn't supported on all browsers.
- For the best experience, use Chrome or Firefox.
- Unique to each student submission
- Cannot download, share, or reuse recordings created in the feedback editor.

Audio Feedback and Rubrics

- Audio and video feedback isn't supported inside a rubric.

Resources: Audio Feedback

- Blackboard
 - Help Page: Record Audio and Video Feedback
 - https://help.blackboard.com/Learn/Instructor/Interact/Audio_Video_Recording#feedback

Questions?



If you would like to use your microphone to ask a question, please raise your hand and we will turn on your microphone.

