

Blackboard – Mobile App – Downloading the Instructor App

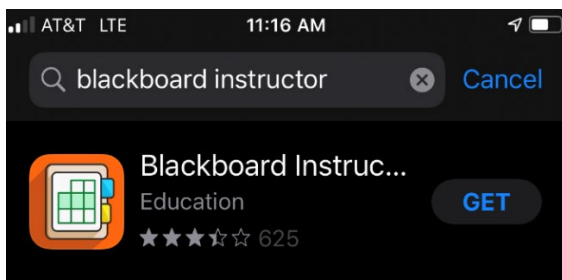
The Blackboard Instructor mobile app enables instructors to view and interact with their Blackboard courses. The app is available for iOS 11+ and Android 5+ mobile devices. This handout will provide steps on how to download and install the app.

NOTES:

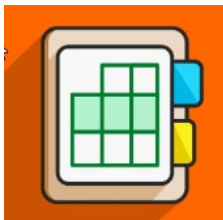
- The operating system versions may change with updates to the app. Refer to [Quick Start for Blackboard Instructor](#) page for information on the required versions.
- These instructions were created using the iOS operating system. The Android operating system should be very similar.

Download and Install the App

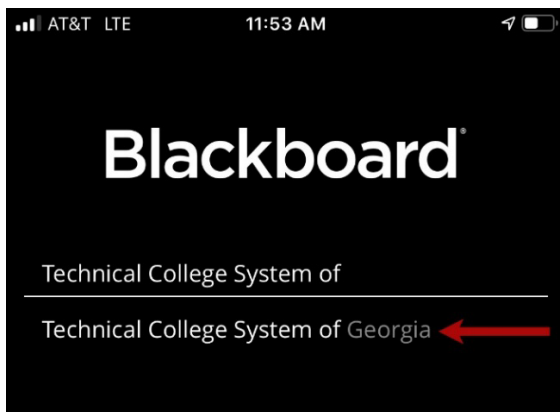
1. From the device, access the *app store*.
2. Search for *Blackboard Instructor*.



3. Install the app on the mobile device.
4. Select the **Blackboard Instructor** app.

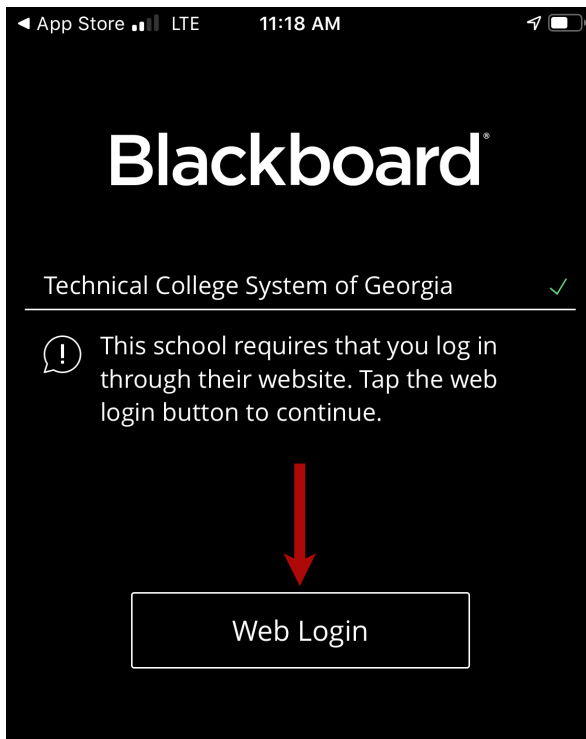


5. In the window that appears, search for the college and select it from the list.



NOTE: Be sure to enter **your** specific college when performing the search.

6. Select the **Web Login** button.



7. On the Blackboard screen, enter the *username* and *password* to login.

