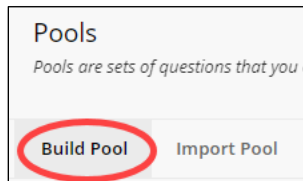


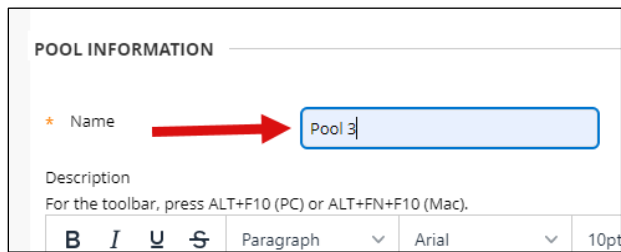
Course Content — Tests — Creating Pools from Test Question

This handout provides steps on how to create pools using questions from tests. Tests must be created prior to completing these steps.

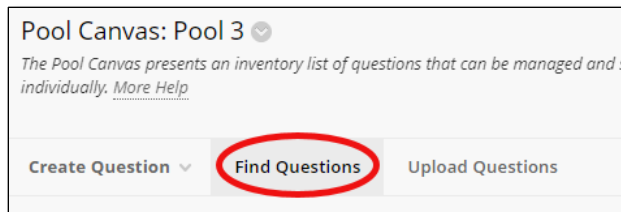
1. Access the course.
2. From the control panel, select **Tests, Surveys, and Pools**.
3. Select **Pools**.
4. Select **Build Pools**.



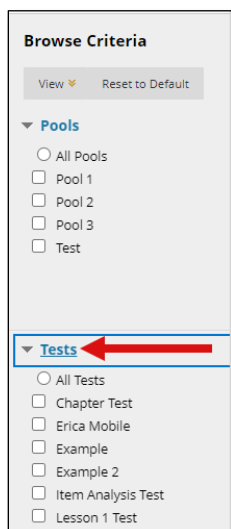
5. Enter a **Name**, **Description** and **Instructions**. **NOTE:** Description and Instructions are optional.

A screenshot of the 'POOL INFORMATION' form. It has a 'Name' field with a red arrow pointing to it, containing the text 'Pool 3'. Below the 'Name' field is a 'Description' field with the text 'For the toolbar, press ALT+F10 (PC) or ALT+FN+F10 (Mac)'. At the bottom, there is a toolbar with buttons for Bold (B), Italic (I), Underline (U), Strikethrough (ABC), Paragraph, Arial, and 10pt.

6. Select **Submit**.
7. From the *Pool Canvas*, select **Find Questions**.



8. In the *Find Questions* window, expand the *Tests* section on the left.



- Select the checkbox next to the test(s) that contain the questions to add to the pool. The questions will appear to the right.

Browse Criteria

View

Pools

- ☐ All Pools
- ☐ Pool 1
- ☐ Pool 2
- ☐ Pool 3
- ☐ Test

Tests

- ☐ All Tests
- ☐ Chapter Test
- ☒ Erica Mobile
- ☐ Example
- ☐ Example 2
- ☐ Item Analysis Test
- ☒ Lesson 1 Test
- ☐ Mobile Compatible Test
- ☐ Random Block
- ☐ Random Block Test

Displaying 1 to 5 of 5 items

<input type="checkbox"/>	QUESTION TEXT	QUESTION TYPE	POINTS	SOURCE NAME	SOURCE TYPE
<input type="checkbox"/>	Georgia Virtual _____ Co...	Multiple Choice	10	Lesson 1 Test	Test
<input type="checkbox"/>	In what city is TCSG located?	Multiple Choice	10	Lesson 1 Test	Test
<input type="checkbox"/>	In what state is TCSG?	Multiple Choice	10	Lesson 1 Test	Test
<input type="checkbox"/>	Question One.	True/False	10	Erica Mobile	Test
<input type="checkbox"/>	Questions Two.	Multiple Choice	5	Erica Mobile	Test

Displaying 1 to 5 of 5 items

Show All

Edit Paging...

- Review the questions, then select the checkboxes for the questions(s) to add to the pool. **NOTE:** Select the checkbox at the top of the column to select all the questions.

Browse Criteria

View

Pools

- ☐ All Pools
- ☐ Pool 1
- ☐ Pool 2
- ☐ Pool 3
- ☐ Test

Tests

- ☐ All Tests
- ☐ Chapter Test
- ☒ Erica Mobile
- ☐ Example
- ☐ Example 2
- ☐ Item Analysis Test
- ☒ Lesson 1 Test
- ☐ Mobile Compatible Test
- ☐ Random Block
- ☐ Random Block Test

Displaying 1 to 5 of 5 items

<input checked="" type="checkbox"/>	QUESTION TEXT	QUESTION TYPE	POINTS	SOURCE NAME	SOURCE TYPE
<input checked="" type="checkbox"/>	Georgia Virtual _____ Co...	Multiple Choice	10	Lesson 1 Test	Test
<input checked="" type="checkbox"/>	In what city is TCSG located?	Multiple Choice	10	Lesson 1 Test	Test
<input checked="" type="checkbox"/>	In what state is TCSG?	Multiple Choice	10	Lesson 1 Test	Test
<input checked="" type="checkbox"/>	Question One.	True/False	10	Erica Mobile	Test
<input checked="" type="checkbox"/>	Questions Two.	Multiple Choice	5	Erica Mobile	Test

Displaying 1 to 5 of 5 items

Show All

Edit Paging...

- Once all questions have been selected, choose **Submit**.
- The questions will be added to the *Pool Canvas*.
- In the *Default Points* column, enter the number of points for each question. (**NOTE:** Default points can be overwritten when creating a test.)

Pool Canvas: Pool 3

The Pool Canvas presents an inventory list of questions that can be managed and searched. You can use the check boxes to select any or all questions and then delete them or change their points, or edit questions individually. [Show help](#)

Create Question

Description: _____
Instructions: _____
Total Questions: 5
Total Points: 45

Search current results:

Criteria Summary

Question type: All Pool Questions

Displaying 1 to 5 of 5 items

<input type="checkbox"/>	QUESTION TEXT	QUESTION TYPE	DEFAULT POINTS
<input type="checkbox"/>	Georgia Virtual _____ Connection	Multiple Choice	10
<input type="checkbox"/>	In what city is TCSG located?	Multiple Choice	10
<input type="checkbox"/>	In what state is TCSG?	Multiple Choice	10
<input type="checkbox"/>	Question One.	True/False	10
<input type="checkbox"/>	Questions Two.	Multiple Choice	5

Displaying 1 to 5 of 5 items


Show All Edit Paging...

OK

14. When done, select **OK**. The Pool has been created.

Pools
Pools are sets of questions that you can use in multiple tests or surveys. You can

Build Pool Import Pool Import QTI 2.1 Package

NAME 	NUMBER OF QUESTIONS
Pool 1	11
Pool 2	4
Pool 3	5
Test	3