



Technical College System of Georgia

StudyMate Campus

Debra Jackson, GVTC

Blackboard Reminders

- If you do not yet have access to Blackboard or do not have access to a Blackboard course, please reach out to your contact person for Economic Development or Adult Education.
- Your contact person will let you know when your access will be available.
- If your course is copied from a Master, go into the course before the start of the term to make sure everything looks correct and is working the way it should.

StudyMate Overview

- The smarter way to make flash cards and learning games
- 11 different games and learning activities from your content
- Integrates seamlessly with Blackboard

Age of Discovery

Who invented dynamite? Who was the first person to summit Mount Everest? What's the difference between impressionism and surrealism? You'll learn a little bit about everything with these activities -- inventors, explorers, artists, and scientists. See what you know. Learn what you don't. (Give these activities a try on a smartphone and tablet too!)

A button with the text "FLASHCARDS" in a stylized, purple and pink font.A button with the text "FLASH CARDS" in a red and black font, with a lightning bolt symbol.A button with the text "PICK A LETTER" in a purple and blue font, with each letter in a separate circle.A button with the text "FILL IN THE BLANK" in a blue and black font, with "BLANK" in a separate box.A button with the text "MATCHING" in a colorful, multi-colored font.A button with the text "CROSSWORDS" in a black and white font, with a grid pattern.A button with the text "Glossary" in a purple font, with a book icon.A button with the text "Quiz" in a blue font, with a checkmark icon.A button with the text "CHALLENGE" in a blue and black font, with a lightning bolt symbol.A button with the text "SHOW ALL" in a red font.

StudyMate is the smarter way to make flash cards. Learn more at StudyMate.com

StudyMate Activites

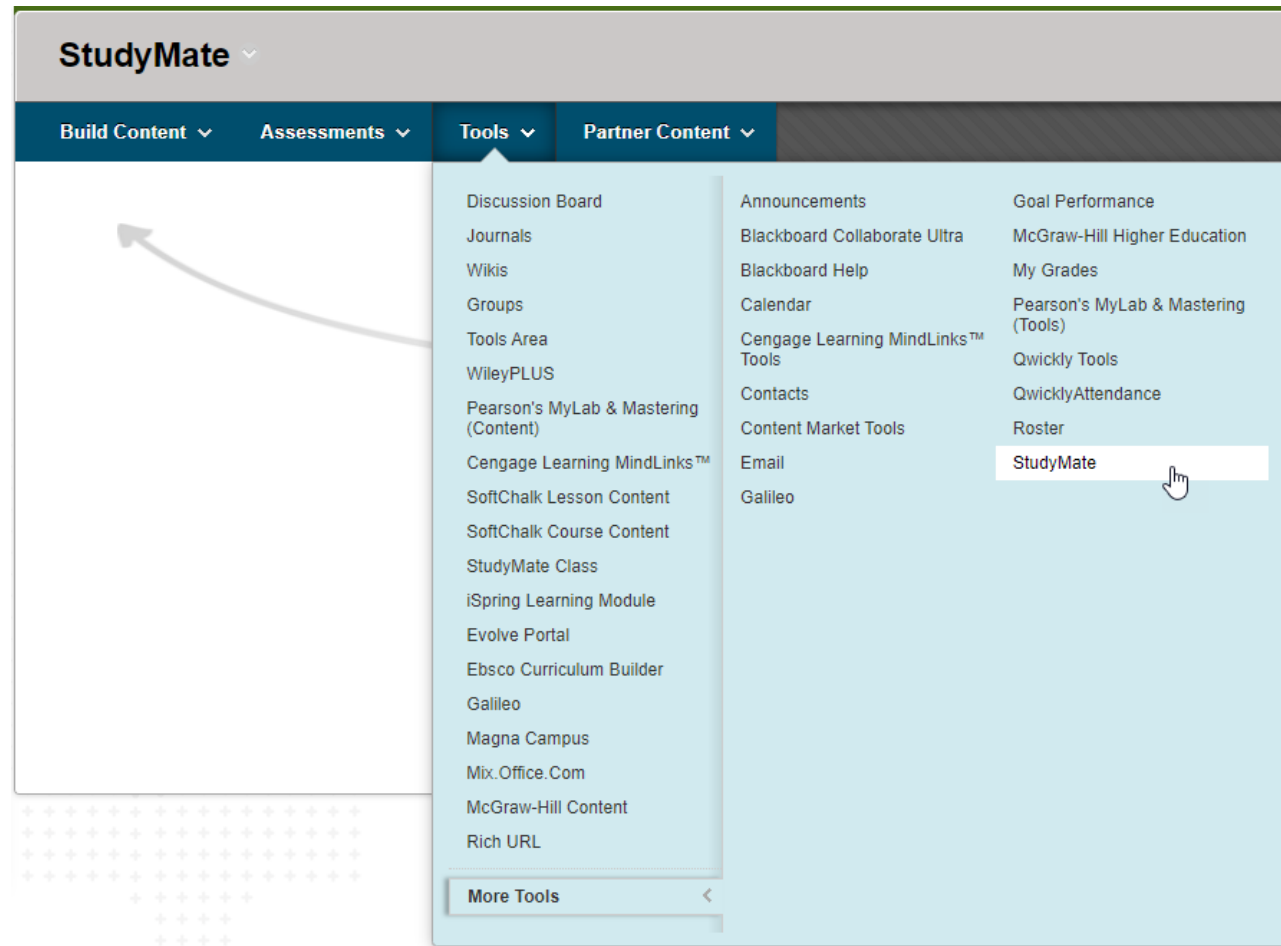
Instructor Perspective

- Easy to add to Blackboard
- You can make the tool available to students to use. It's like handing them a pack of index cards to create their own study materials
- Or you can create specific games to assist in their learning
- Or BOTH

Student Perspective

- Create own study materials
- Utilize instructor created study materials
- Mobile learning “on the go”

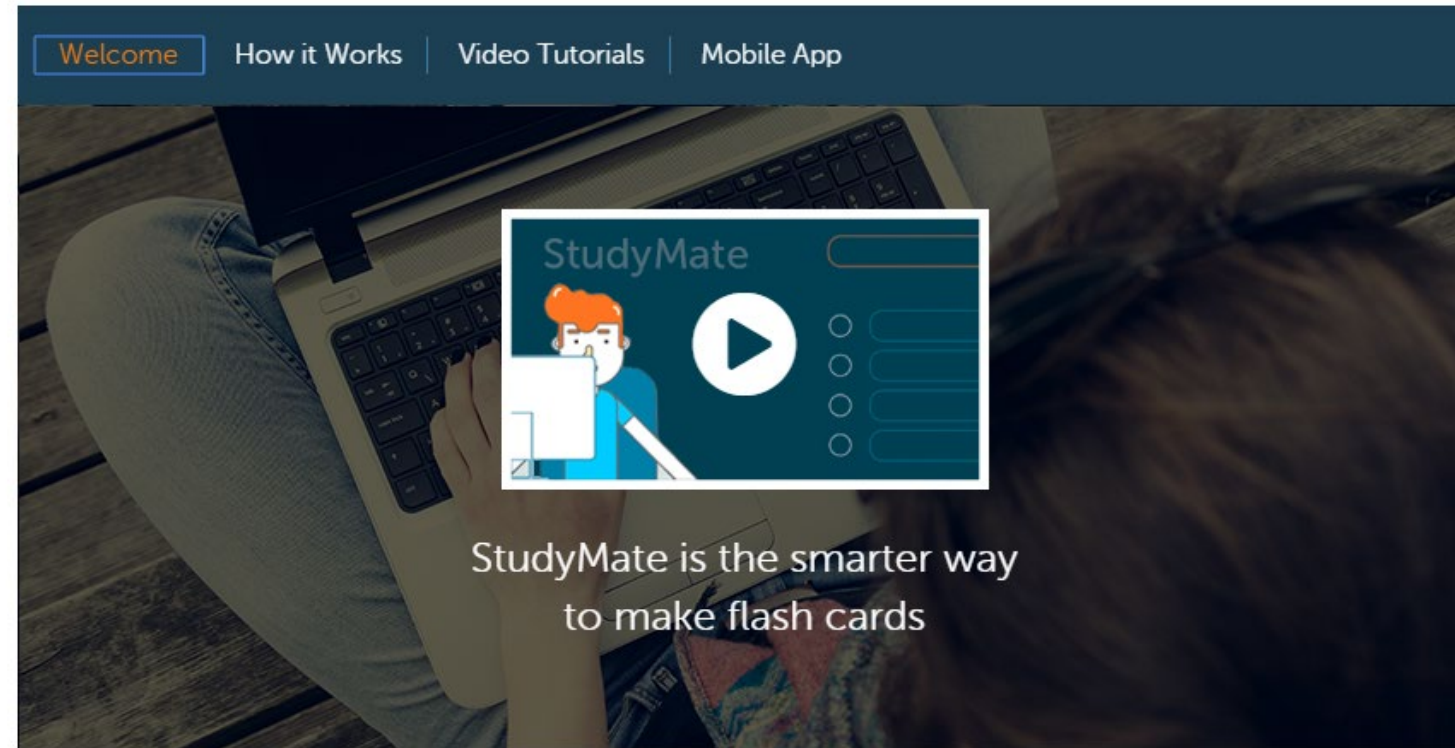
How to access StudyMate



StudyMate Help and Resources

About StudyMate

[Welcome](#) | [How it Works](#) | [Video Tutorials](#) | [Mobile App](#)



StudyMate is the smarter way
to make flash cards

Don't show this page again

[Continue to StudyMate >](#)

Student View

About StudyMate

Welcome | How it Works | Video Tutorials | Mobile App

The diagram consists of three stages connected by dashed arrows. Stage 1: An icon of a document with a pencil. Stage 2: An icon of a laptop and a smartphone, both displaying checkmarks. Stage 3: An icon of a human head profile with a heart inside and radiating lines above it.

YOU BRING YOUR...
notes, definitions, facts

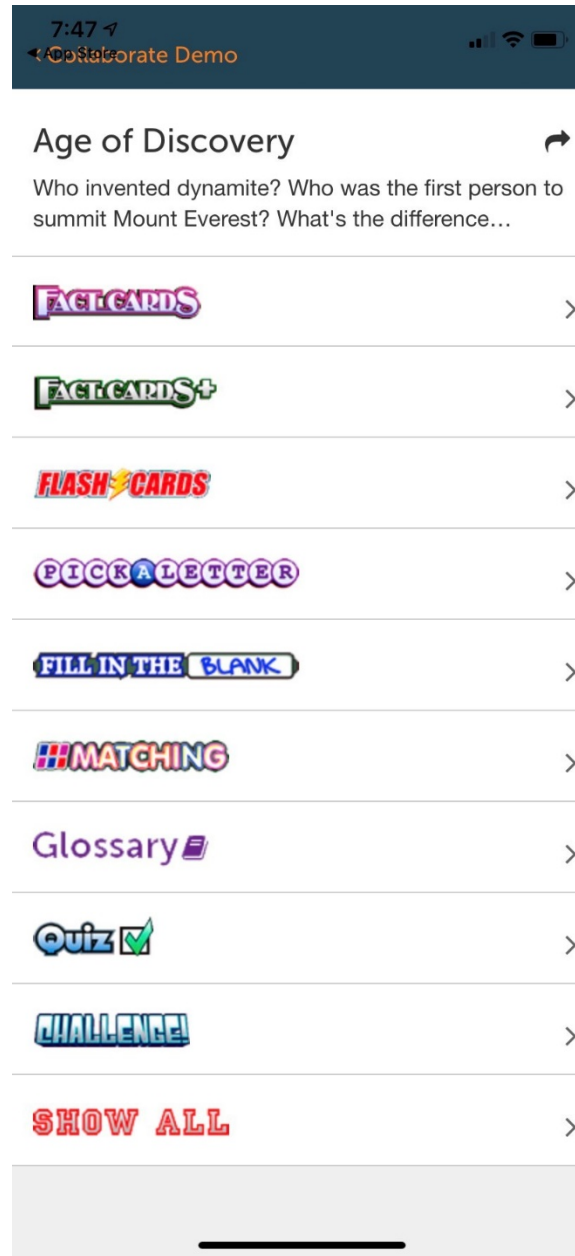
STUDYMATE TURNS THEM INTO...
flash cards, quizzes + more

SO YOU CAN...
study and share!

Don't show this page again

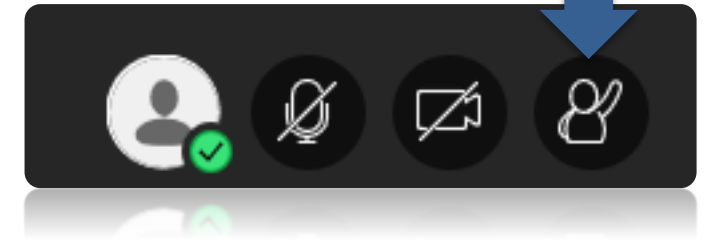
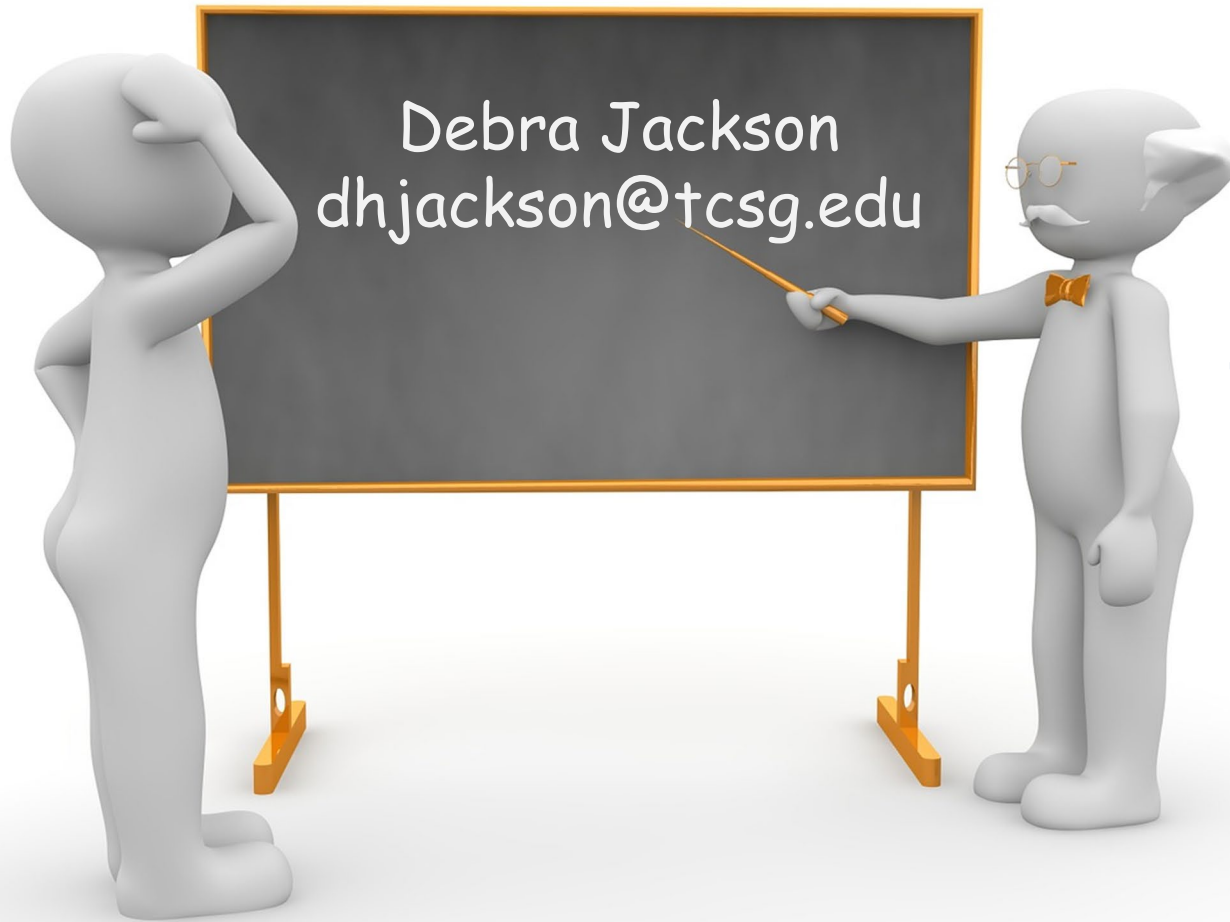
[Continue to StudyMate >](#)

Mobile View



Questions?

If you would like to use your microphone to ask a question, please raise your hand and we will turn on your microphone.



Once you have been granted access press the microphone icon to turn on your microphone – **a live microphone will not have a line through the icon.**

